



Monthly Maintenance Plan

January

- Minimal tasks.
- Inspect for winter wind damage.
- Remove debris and check soil drainage.
- Leave structural interest (*Euphorbia*, *Sedum*, *Eryngium*).

February

- Cut back ***Salvia Caradonna*** and ***Achillea*** to base if not already done.
- Prune ***Sarcococca ruscifolia*** after flowering (lightly).
- Prepare for mulching next month.

March

- **Main spring tidy:**
 - Cut back ***Sedum*, *Eryngium*, *Geranium*, *Helenium*, *Erysimum***, and ***Artemisia Powys Castle*** to base (*Artemisia* can be trimmed more severely to shape).
 - Trim ***Heuchera*** of dead leaves.
 - Remove old foliage from ***Carex*** (if needed) by gently combing through.
- Mulch the whole planter.
- Feed lightly (balanced slow-release fertiliser).
- Weed thoroughly.

April

- Continue weeding.
- Monitor for new growth; support tall plants if needed.
- Begin light deadheading on early bloomers.
- Check for pests (aphids on *Euphorbia*).

May

- Begin regular **deadheading** of ***Erysimum*, *Geranium*, *Salvia*, *Helenium***.

- Check plant spacing; thin or lift any over-aggressive spreaders (**Geranium Dusky Crug**).
- Water during dry spells.
- Stake **Helenium** and **Euphorbia** if floppy.

June

- Deadhead, weed, tidy.
- Trim **Convolvulus cneorum** after flowering.
- Watch for mildew or fungal leaf issues, especially on **Erysimum** and **Salvia**.
- Light trim of **Carex** if floppy.

July

- Continue deadheading and watering.
- Cut back **Artemisia** if becoming leggy or sprawling.
- Monitor Euphorbia: avoid contact with sap when cutting back spent stems (wear gloves).
- Trim **Heuchera** if flower stems fade.

August

- Deadhead and tidy.
- Light shape **Erysimum** (don't cut into woody stems).
- Continue watering if needed.
- Divide **Heuchera** or **Geranium** if congested.

September

- Begin autumn tidy:
 - Cut back **Helenium**, **Achillea**, and **Salvia** after flowering.
 - Leave seed heads of **Eryngium**, **Sedum**, and **Euphorbia** for winter interest.
- Plant or move divisions if needed (best time for most perennials).
- Weed thoroughly before winter.

October

- Final trims:
 - Tidy **Carex**, **Artemisia**, and **Geranium** if leggy.

- Inspect for signs of rot or drainage issues.
- Leave evergreen structure over winter.

November

- Cut down **Salvia** (if blackened by frost) and faded **Helenium** stems.
- Lightly tidy but leave seed heads for wildlife (especially **Sedum**, **Eryngium**, **Euphorbia**).
- Final leaf clearing.

December

- Rest period.
- Check for damage from wind or frost.
- Mulch or top-dress exposed soil if needed.

Achillea 'Terracotta'

Warm-toned clusters of peach-orange flowers fading to straw yellow.




Carex oshimensis 'Everoro'

Arching green and gold foliage. Evergreen ornamental grass.



Helenium 'Moerheim Beauty'

Deep orange-red daisy flowers with brown centers. Blooms in summer-autumn.



Salvia 'Caradonna'

Deep violet-blue flowers with dark stems. Long bloom time.



Erysimum 'Bowles's Mauve'

Long-flowering perennial with mauve flowers; attracts pollinators.



Artemisia 'Powis Castle'

Silvery, aromatic foliage. Mound-forming. Excellent foliage contrast.



Sarcococca ruscifolia

Glossy evergreen shrub with fragrant winter flowers and red berries.



Ophiopogon

An evergreen perennial to 20cm, forming dense tufts of arching, narrowly strap-shaped, leathery black leaves



Euphorbia characias 'Wulfenii'

Blue-green foliage and lime-green flower bracts in spring.



Sedum 'Autumn Joy'

Fleshy leaves and flat pink flower heads that age to rust red.




Geranium 'Dusky Crûg'

Bronze foliage and soft pink flowers. Compact and shade-tolerant.




Eryngium planum 'Blue Cap'

Steel-blue flowers with spiny bracts. Architectural and drought-tolerant.




Convolvulus cneorum

Silvery foliage and white trumpet flowers. Drought-tolerant.



Heuchera 'Ginger Ale'

Golden amber foliage with small pink flowers. Shade-tolerant.



Return to https://roundhill.org.uk/main?sec=planning&p=Round_Hill_Community_Pocket_Park